


K-2

Rocks and Minerals!

How do geologists like to relax?
In rocking chairs, of course!

LITERACY

Letter Writing
Read Aloud for Letter
Writing - [Can I Be Your Dog?](#)



*Write your teacher a letter - We would love to hear from you! You can send us a picture or an email. How have you been spending your time? If you write to us, we will write you back! 😊
*Write a letter to a family member - Everyone loves to get some mail! Practice your letter writing by writing a letter to someone in your house, a neighbour or send it off to someone that lives far away.

Vocabulary
Dear, Love, From,
Your Friend,

Letter Writing Template

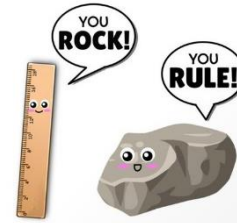
Handwriting template with sections: Friendly Letter, Heading, Dear Grandma, Greeting, Body, Closing, Signature. Includes a bee, a sun, and a star.

*Bike Contest!

This is the last week to work on your entry to win a bike! All students have to do is complete a reflection on how they are staying physically active, keeping a positive mindset, and following our K.I.D.S matrix at home. This can be done by drawing a picture with labels, a story, or a combination of both on a piece of loose leaf. Submissions can be sent to your home room teacher by email, and we will make sure that it gets to Mr. Hemphill! This is an amazing opportunity and we hope everyone participates!


NUMERACY

• Calendar - Remember to record the weather each day!



• Hopscotch - Using chalk, create a hopscotch mat. Fill in the numbers in different ways - count forwards or backwards, or skip count by 2s, 5s or 10s.

- Sorting Rocks - find a bunch of different rocks and sort them using the rules below or come up with your own!
 - Size
 - Colour
 - Have crystals vs don't have crystals
 - Round vs. not round
 - Rolls down a ramp vs doesn't roll down a ramp
 - Marks on a sidewalk vs. doesn't make a mark on a sidewalk
- Make a Math Book - Get some paper and create your own math book to share with someone else! It could be about counting, patterns, shapes, or adding and subtracting. There are so many math ideas to explore!



- ✓ Try to read with a family member for at least 30 minutes each day!
- ✓ Spend 30 minutes of your day being physically active!

- **Dice Game:** Add numbers to the bottom of each section of the egg carton. Roll a pair of dice. You may either add the dice together and place a rock in the corresponding section, or you may look at each die individually and place rocks in each corresponding section. For example....Let's say you roll a 5 and a 6. You can place a rock in the #11 section, or you can place a rock in both #5 and #6. Continue playing until you have filled all the sections with rocks. You can play this individual or by taking turns with multiple players (with multiple rock collection boxes).



You and Your World

Why would a rock have holes in it? Make a prediction (guess) as to why it may have holes. Discuss it with your family and see what their predictions are. Now click on the link below to find out why! 😊

<https://mysteryscience.com/mini-lessons/rock-sponge>

RIDDLES

I am between 3 and 9.
I am less than 8.
I am one more than the fingers on one hand 🖐️
What am I?



I am more than 60.
I am not an even number.
I am between 64 and 66.
What am I?



Literacy Read Aloud!



3 to 3

Click on the link for your grade to listen to an oral story, rhyme and/or Read Aloud with Mrs. Little or Mrs. Raymer! Encourage your child to share other rhymes or oral stories that they are familiar with!

- Kindergarten [Rhymes, Riddles and Oral Stories](#)
- Grade 1 [Rhymes, Riddles and Oral Stories](#)
- Grade 2 [Rhymes, Riddles and Oral Stories](#)
- Read Aloud: [King Pom and the Fox](#)

Never buy paint for kids!! Paint- 1 cup salt, 1 cup flour, 1 cup water, food coloring. Share with your friends so they can make it too! :)



Word Work

CVC (Consonant -Vowel -Consonant)
Roll a Word or Build a Word

You can use foam or wooden cubes and write the vowels on each side of one and use a few more to print the consonants. Students will use two consonant cubes and one vowel cube. Have students roll and then sound out / read the word. Students will then determine if it is a Real or Nonsense word and record it on the appropriate column. Continue to practice and then have your child read both lists of words for practice. Repeat the activity using different consonants.

Material variations: magnetic letters, dice with stickers, lego with stickers, letter cards, etc.



Roll the Dice	
Real	Nonsense

Art - Create your own paint!

Create a pet rock - Help your kids adopt the easiest pet ever — a ROCK! Once your child adopts a rock, he can dress it up, name it, and give it a home! Your child will make his or her pet rock fancy using things like **pom-poms, feathers, googly eyes, glue, string** . . . whatever you have at home. The important thing is to be creative! We would love to see pictures of your newest pet ☺

Creating Kindness Rocks
<https://www.pinterest.ca/pin/212161832430205865/>



During this difficult time in the world, a little bit of colour and kind words can go a long way! Find some nice rocks and decorate them with colourful pictures or kind words and give them away! Place them on a neighbours porch, a Grandparents mailbox or in your garden to help spread some kindness around! ☺

CHALLENGE!

Find a few rocks of different shapes and sizes. Create a table like the one here and fill in your predictions! How do you think your rock will react in different situations? We would love to hear how some of your experiments went!

Rock Research

Name: _____

Draw your rock	Yes No 	Yes No 
Sink Float 	Yes No	Scratch Test 
Sink or Float	Shiny or Dull 	